



ROYAL
crown



Handcrafted
CUPOLAS &
WEATHERVANES

ROYAL Crownē



HANDCRAFTED HOME ACCENTS

At Royal Crownē we know the value of looking our best. For property owners, “looking our best” extends beyond personal appearance to keeping your property looking great!

Our durable home accents have been handcrafted in Lancaster County by three generations of skilled workers who care about appearances. Cupolas and weathervanes, lantern and mailbox posts and other quality handcrafted products improve the appearance of your property, enhancing curb appeal, and providing the finished appearance it deserves. Choose the Cedar-PVC for great painting & staining capabilities, or choose the White-PVC for a clean white finish.



All Royal Crownē Cupolas with a wind rating are:

- Engineer drawn and approved
- Wind rated with proper installation procedures followed
- Approved for up to 120 mph wind speeds
- Available with Sealed engineer drawings



Maintenance Free Materials

WHITE-PVC, cellular PVC

CEDAR-PVC, Acre Trim

Most of our products are available in these two products which offer “Maintenance Free Solutions” for many years. These materials are rot, moisture, and insect resistant and offer a Limited Lifetime Warranty.



YOUR HOME DESERVES A "ROYAL CROWNE!"



CHOOSING THE CORRECT CUPOLA SIZE

A properly fitted cupola is essential for a cupola to look right on your building. When trying to figure out what size you need, we use a guide of a minimum of 1.25" for every foot of roof line. For example: if your roof line measures 24', the minimum size of your cupola should be 30". For a roof line length 48' and longer, you may want to consider using 2 or 3 cupolas.

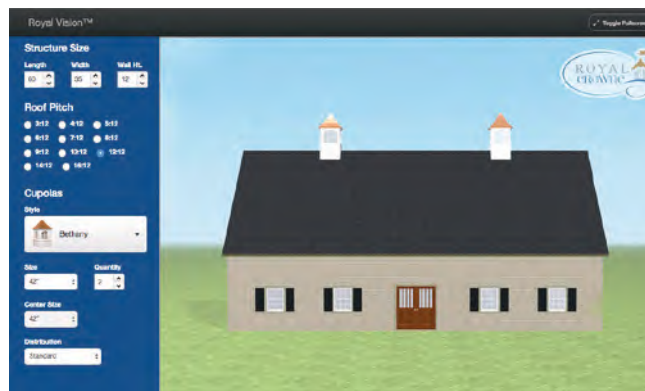
ROYAL VISION

Are you struggling to figure out what size or how many cupolas you'll need for your building? Try our Royal Vision program found on our website. You can choose your roof pitch, building size and the length of the roof line. This program will help you envision exactly what the cupola will look like on your size building.

www.royalcrowne.com/RoyalVision

Table of Contents

Signature Series (100)	4
Estate Series (200)	6
Select Series (300)	8
Estate Copper Series (400)	10
Designer Series (700)	11
Sundance Series (600)	12
Shed Series (800)	14
Estate Gazebo Series (500)	15
Gazebo Series (900)	15
Cupola Options	16
Custom Cupolas	17
Weathervanes & Finials	18





OXFORD



DANBURY



YARMOUTH



PLYMOUTH



JAMESPORT



GREENFIELD



FAIRFIELD CUPOLA



GREENFIELD CUPOLA



FAIRFIELD CUPOLA



FAIRFIELD



ALEXANDER



QUINCY



LIBERTY

Signature

SERIES (100)



Our Signature Series pay attention to fine detail. This maintenance free cupola is inspired by the elegance of English Castles and should not be confused with cheap imitations on the market today.

If you want top quality style and outstanding beauty you need a Signature Series Cupola!

SPECS & OPTIONS



STANDARD
WEATHERVANE
MOUNT



ACCOMMODATES
10/12 ROOF PITCH



EXTENDED
SIZE BASES
AVAILABLE

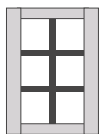


AVAILABLE WITH
LOUVERS OR
WINDOWS

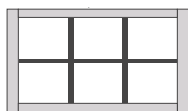


AVAILABLE IN
WHITE VINYL &
CEDAR PVC
(in select styles)

WINDOW CONFIGURATIONS



OCTAGON



SQUARE


CUPOLA SIZES

CUPOLA BASE SIZE	HEIGHTS		
	Sq. Model	Oxford/ Danbury	Plymouth/ Yarmouth
24"	48"	47"	47"
30"	60"	60"	58"
36"	72"	70"	69"
42"	84"	81"	79"
48"	96"	93"	91"
60"	118"	113"	111"
72"	140"	136"	133"

CUSTOMIZE YOUR CUPOLA



COPPER
LOUVERS



BRONZE
METAL ROOF



CLAPBOARD
BASE



ANTIQUE COPPER-
PATINA ROOF

*For all additional options,
see page 16.*



KINGSTON



PINNACLE



SALISBURY




VILLA



DALTON
CUPOLA



PINNACLE
CUPOLA



ROXBURY
CUPOLA





Estate SERIES (200)



Estate Series Cupolas make a great addition to any structure on your property. Constructed of maintenance free White Vinyl-PVC or Cedar-PVC and capped with a copper roof, this cupola has the perfect blend of value and quality.


SPECS & OPTIONS



STANDARD
WEATHERVANE
MOUNT



ACCOMMODATES
10/12 ROOF PITCH



EXTENDED
BASES FOR
STEEPER PITCH
ROOF

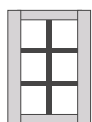


AVAILABLE IN
WHITE VINYL &
CEDAR PVC

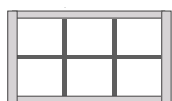


AVAILABLE WITH
LOUVERS OR
WINDOWS

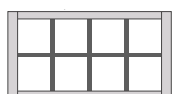
WINDOW CONFIGURATIONS



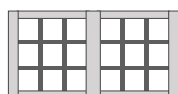
OCTAGON



SQ 24" - 36"



SQ 42" - 48"



SQ 60" - 72"

CUPOLA SIZES

CUPOLA BASE SIZE	HEIGHTS			
	Dalton/ Bethany	Kingston/ Salisbury	Pinnacle/ Villa	Roxbury
24"	48"	47"	47"	50"
30"	60"	59"	57"	62"
36"	69"	68"	67"	72"
42"	80"	79"	77"	84"
48"	91"	90"	88"	96"
60"	113"	109"	107"	118"
72"	133"	129"	126"	140"

CUSTOMIZE YOUR CUPOLA



HINGED
WINDOW



COLOR
LOUVERS/METAL
ROOF



BOARD &
BATTEN BASE



LANERN
MOUNT

For all additional options,
see page 16.



ELLSWORTH
Available w/ Optional Arch




HAMLIN




WATERFORD




NORWOOD
CEDAR-PVC



NORWOOD
with Clapboard
Base



CARLISLE
with Arch



CARLISLE
CUPOLA



NORWOOD



MORTON



CARLISLE



CARLISLE
CEDAR-PVC
Shown w/ Optional Arch.

Select SERIES (300)



Looking for the perfect addition to your garage or other outbuilding? Look no further than our Select Series Cupola. Designed to offer not only beauty and charm but ventilation as well this practical cupola is crafted with White Vinyl-PVC or Cedar-PVC and capped with a copper roof, or optional metal roof. (See page 13 for available metal roof colors.)

SPECS & OPTIONS



STANDARD
WEATHERVANE
MOUNT



ACCOMMODATES
10/12 ROOF PITCH



EXTENDED
BASES FOR
STEEPER PITCH
ROOF



AVAILABLE IN
WHITE VINYL &
CEDAR PVC

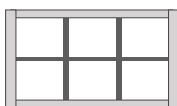


AVAILABLE WITH
LOUVERS OR
WINDOWS

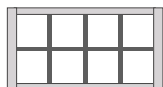
WINDOW CONFIGURATIONS



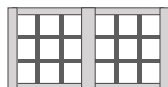
18" - 24"



30" - 36"



42" - 48"




60" - 72"

CUPOLA SIZES

CUPOLA BASE SIZE	HEIGHTS					
	Morton	Hamlin	Carlisle	Ellsworth	Norwood	Waterford
18"	27"	23"	33"	29"	31"	27"
22"	34"	30"	38"	35"	38"	35"
24"	41"	35"	45"	39"	46"	41"
30"	51"	42"	56"	46"	59"	49"
36"	61"	50"	65"	54"	68"	57"
42"	72"	59"	76"	63"	80"	67"
48"	81"	66"	85"	71"	89"	75"
60"	104"	83"	107"	86"	112"	91"
72"	124"	99"	128"	102"	133"	107"

CUSTOMIZE YOUR CUPOLA



PAINTED
CUPOLAS



FLASHING
KIT



BASE & CROWN
MOULDING



OPTIONAL ARCH
Carlisle, Ellsworth,
Hamlin, or Morton

For all additional options,
see page 16.



PINNACLE
Copper



KINGSTON
Copper



DALTON
Copper



KINGSTON
COPPER



DALTON
COPPER



ESTATE *Copper* SERIES (400)

A variation of the Estate Series, the Estate Copper Series Cupola has many of the same characteristics with the unmistakable added appeal of copper. With a structure of cellular Vinyl/PVC wearing 24-gauge copper these cupolas bring a touch of class and durability to your home or institution.

SPECS & OPTIONS



STANDARD
WEATHERVANE
MOUNT



ACCOMMODATES
10/12 ROOF PITCH



EXTENDED
BASES FOR STEEPER
PITCH ROOF

CUPOLA SIZES

CUPOLA BASE SIZE	HEIGHTS		
	Dalton	Kingston	Pinnacle
24"	48"	47"	47"
30"	60"	59"	57"
36"	69"	68"	67"

For all additional options, see page 16.



ALPHA
with Louvers



POLARIS
with Glass



MARTIN
HOUSE



BELL-TOWER
Bell Sold Separately

Designer SERIES (700)

Capped with a distinctive copper roof, the Designer Series Cupolas have their own unique design. Made with maintenance free Vinyl-PVC, this cupola grabs your attention and adds charm to your roof line.



POLARIS
with Glass



STANDARD
WEATHERVANE
MOUNT



ACCOMMODATES
10/12 ROOF PITCH



EXTENDED
BASES FOR
STEEPER PITCH
ROOF

CUSTOMIZE YOUR CUPOLA



PAINTED
CUPOLAS



COLOR
LOUVERS



9" OR 14"
BELL & MOUNT




COPPER
LOUVERS

CUPOLA SIZES

CUPOLA BASE SIZE	HEIGHTS	
	Star/ Bell-Tower	Martin House
18"	34"	34"
24"	48"	48"
30"	60"	60"
36"	69"	--
42"	80"	--
48"	90"	--

For all additional options, see page 16.



MARTIN
HOUSE





DAYTON



MILFORD
Right: Shown with Arch



SALEM
CUPOLA



FRANKLIN
CUPOLA



WINCHESTER
CUPOLA



FRANKLIN
Right: Shown with Arch



WINCHESTER
Right: Shown with Arch



SALEM
Right: Shown with Arch

Sundance

SERIES (600)

Our Sundance Series is the perfect fit for your commercial style building. With maintenance free vinyl combined with pre-painted steel materials, these classics come pre-assembled in three sections for ease of installation.



SPECS & OPTIONS



STANDARD
WEATHERVANE
MOUNT



ACCOMMODATES
6/12 ROOF PITCH

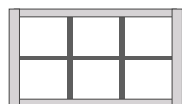


EXTENDED
BASES FOR
STEEPER PITCH
ROOF

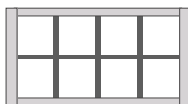


AVAILABLE WITH
LOUVERS OR
WINDOWS

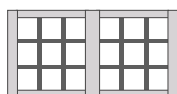
WINDOW CONFIGURATIONS




SQ 24" - 36"



SQ 42" - 48"



SQ 60" - 72"



OCTAGON
24" - 72"

CUPOLA SIZES

CUPOLA BASE SIZE	HEIGHTS		
	Salem/ Winchester	Franklin/ Milford	Dayton
24"	40"	36"	38"
30"	49"	44"	48"
36"	59"	52"	55"
42"	68"	60"	64"
48"	77"	67"	72"
60"	96"	87"	91"
72"	112"	102"	107"

STANDARD METAL COLORS



For all additional options, see page 16.



Shed SERIES (800)

Do you have a storage shed that is in need of a touch of class? The Shed Series is made with that in mind. White Vinyl-PVC or Cedar-PVC and capped with a copper or metal roof add uncommon appeal to your shed.



SPECS & OPTIONS



OPTIONAL WEATHERVANE MOUNT



ACCOMMODATES 8/12 ROOF PITCH



EXTENDED BASES FOR STEEPER PITCH ROOF



AVAILABLE IN WHITE VINYL & CEDAR-PVC

CUSTOMIZE YOUR CUPOLA



METAL ROOF




COLOR LOUVERS

CUPOLA SIZES

CUPOLA BASE SIZE	HEIGHTS			
	Classic (Louvers)	Elite (Louvers)	Manor (Windows)	Victorian (Windows)
16"	18"	21"	20"	23"
21"	23"	28"	25"	29"
25"	30"	35"	33"	38"
30"	36"	42"	39"	45"

STANDARD METAL ROOF COLORS



For all additional options, see page 16.



ESTATE *Gazebo* SERIES (500)

The Estate Gazebo is a shortened version of the Estate series to proportion with any gazebo. This series comes pre-assembled in 3 sections for easy assembly and installation.

CUPOLA SIZES

CUPOLA BASE SIZE	HEIGHTS	
	Kingston/ Salisbury	Pinnacle/Villa
24"	36"	36"
30"	46"	45"
36"	52"	51"
42"	61"	60"
48"	70"	68"



STANDARD
WEATHERVANE
MOUNT



AVAILABLE IN
WHITE VINYL &
CEDAR PVC



Gazebo SERIES (900)

The Gazebo Series cupolas are crafted using cellular pvc-vinyl or a Cedar PVC and capped with a copper, cedar or metal roof.

SPECS & OPTIONS



OPTIONAL
WEATHERVANE
MOUNT



AVAILABLE
IN WHITE
VINYL &
CEDAR-PVC



AVAILABLE W/
COPPER &
CEDAR ROOF

CUPOLA BASE SIZE	HEIGHTS
18"	20"
21"	25"
25"	30"



For all additional options, see page 16.

Cupola

OPTIONS

Royal Crowne Outdoor accents offers many additional options for the base, louvers, or roof of your cupola. These additional features add class and distinction to your cupola.



VICTORIAN ROOF UPGRADE

Upgrade any pagoda style roof with the New Victorian Style roof in copper or metal. Available in square or octagon.



BELL ROOF UPGRADE

Upgrade any square pagoda style roof with a Bell-Shaped roof. *Bell upgrade available in copper only.



CLAPBOARD BASE

A clapboard base is available in all the 100, 200, 300 & 700 series cupolas.



COPPER & COLORED LOUVERS

Add copper or colored louvers to any louvered cupola to give it an appearance that will add class to your cupola.



HINGED WINDOW

Add a hinged window to your cupola for ease of access to the interior of your cupola.



PAINTED & STAINED CUPOLAS

Custom painted cupolas are available to match the color and style of your building. Paint can be applied to vinyl & wood cupolas.

See color chart on page 17.




BOARD 'N' BATTEN BASE

Board 'N' Batten base is available on any of the 100, 200, 300 or 700 series cupolas.



BASE & CROWN MOLDING

Base & Crown molding is available on any of the 200, 300, 500 or 700 series.



LANTERN MOUNT/ LIGHT SOCKET

Order a lantern mount in any windowed cupola. Choose from either a post lantern mount, or a standard light socket mount.



FLASHING KIT

Add a flashing kit to any cupola to adapt for a metal roof. See page 13 for colors

Also available: Base Cutout, Base Extension & Screening

Custom CUPOLAS

If you have an idea for a custom cupola design we'd be happy to take a look! We delight in creating a unique product brainstormed by our customers.



STAYBRITE (applied) Order any copper cupola with 3 coats of Staybrite already applied. This will keep your roof shiny and protects it from tarnishing. A 12oz aerosol can is also available.

STANDARD METAL & PAINT COLORS



Premium

STANDARD STAINS FOR CEDAR-PVC





Weather vanes & FINIALS



COPPER FINIALS AND WEATHERVANES

Add a unique personal touch to your cupola by adding an eye catching copper weathervane or finial.



713
Morgana
25" H x 5" W



713K
Morgana Black
25" H x 5" W



739
Fleur-De-Lis
27" H x 5" W x 9" L



701
Lancelot
25" H x 5" W



667P
American Flag
31" L x 15" H x 2" W



611SP
Arrow
23" L x 15" H x 2" W



9642P
Victorian Arrow
32" L x 24" H x 2" W



501RED
25" Rooster Red
28" L x 22" H x 4" W

NEW

WINDCUP WEATHERVANES

Elegant designs made in USA from powder-coated steel that include a windcup that spins in the wind.



Eagle
24" High x 21" Arrow



US Flag
23" High x 20" Arrow



Standing Deer
23" High x 21" Arrow



Ducks
Mallard
25" High x 21" Arrow



Sailboat
25" High x 21" Arrow

A combination of copper and brass or powder-coated steel, our weathervanes and finials will last for years.

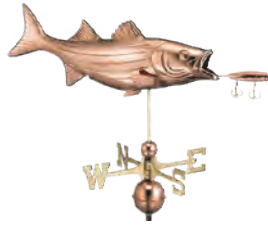
Many more weathervane designs available at:
www.royalcrowne.com/weathervanes



967P
Trotting Horse
33" L x 15" H x 2" W



655P
Fox
33" L x 19" H x 2" W



9602P
Bass With Lure
36" L x 15" H x 3" W



1979K
Majestic Eagle Black
19" L x 14" H x 1" W



9606P
Blue Heron
26" L x 20" H x 28" W



955P
Smithsonian Eagle
23" L x 20" H x 23" W



9605P
Landing Duck
19" L x 17" H x 27" W



678P
Stained Glass Moon
33" L x 21" H x 2" W



9612P
Flying Pig
24" L x 19" H x 12" W



9507V1
Dolphin Blue Verde
27" L x 16" H x 6" W



Horse & Buggy—
Doctor
21" High x 21" Arrow





Tractor-JD
22" High x 21" Arrow



Running
Horse
22" High x 21" Arrow



Rooster
26" High x 21" Arrow





QUALITY & DURABILITY

Unlike many products in our throwaway society, all of our products use top of the line Vinyl/PVC, Cedar, Copper or other durable long-lasting materials. We believe superior materials combined with great customer service and product support point to customer satisfaction.

GUARANTEE

We stand behind all of our products with a complete satisfaction guarantee.

STYLE AND FINISH

Fully customizable designs and available painting means you get a distinctive product.

CONVENIENT INSTALLATION

We try to make it easy for your installer. From multiple piece products to user friendly installation guides, we want the installation of your cupola to be trouble free.

MADE IN THE U.S.A.

All Royal Crowne manufactured products are made right here in the USA. Quality control is very important to us, and we want YOU, our customer to be satisfied.



Authorized Dealer